



FIRMA (KAEUFER)			
PARTITA I.V.A.			
ADRESSE			
ORTSCHAFT			
PLZ	GEMEINDE	TEL	FAX
E-mail			

ANGEBOTS NR	AUFTRAG NR	DATUM
KUNDEN AUFTRAGS-NR		
		
Elevatori Premontati S.r.l.		
Via della Pavoncella, 10/12 – 56019 VECCHIANO (PI) – ITALY		
Tel. +39.050.875091 – Fax +39.050.8750999		
www.elevatoripremontati.it – info@elevatoripremontati.it		
<small>Sede legale: Via Querceto,27 - 59100 Prato (PO) Partita IVA 01129050470 - Capitale Sociale € 1.000.000 Interamente Versati Iscritta al Reg. Imprese di Prato n.01129050470 - R.E.A. PO 449750</small>		

Unterzeichner	
---------------	--

Mobil nr	
----------	--

Mit diesem Schreiben, den allgemeinen Verkaufskonditionen und den folgenden technischen Spezifikationen **bestellt** :
N° 1 Hebebuehne Modell ELFO mit SCHACHTGERÜST mit Konformitaetsbescheinigung nach der EU Richtlinie fuer Maschinen 06/42/CE, mit oelhydraulischem Antrieb, Geschwindigkeit 0.15 m/s, Totmannsteuerung (Taste muss waehrend der Fahrt immer gedrueckt werden), Stromversorgung 230V Einphasig. Kabine gefertigt in Materialien und Farben gemaess Farbmuster EP, mit Tableau (beinhaltet Etagentasten, Alarmtaste, Notruftaste, Wartungstaste), Notbeleuchtung und Beleuchtung der Kabinendecke. Etagentueren einfluegelig, semiautomatisch (manuelle Oeffnung und automatische Schliessund durch Retourfeder).
P.S. Die Maschineneigenschaften sind auf Seiten 2/4, 3/4 und 4/4.

Transport: <input type="checkbox"/> Eingeschlossen <input type="checkbox"/> Ausgeschlossen	Installation : <input type="checkbox"/> Eingeschlossen <input type="checkbox"/> Ausgeschlossen
--	--

Liefertermin innerhalb	__ / __ / ____	Installation material	__ / __ / ____
------------------------	----------------	-----------------------	----------------

FIRMA LIEFERUNG	ADRESSE		
KONTAKT PERSON	ORTSCHAFT		
TEL	FAX	PLZ	GEMEINDE

ZAHLUNGSKONDITIONEN

BANK	ADRESSE
------	---------

Preis der Hebebuehne €	
------------------------	--

(DATUM)_____
(VERKAEUFER)_____
(KAEUFER)

ELFO MIT SCHACHTGERÜST – DIMENSIONEN UND HUBSCHACHT

Tragfähig. Kg	
Kabine H	
Förderhöhe	
4° Zw.Hst.	
3° Zw.Hst.	
2° Zw.Hst.	
1° Zw.Hst.	
Grube	
Abmessungen in mm	

Schachtkopf verfügbar mm	
Gerüstschaftkopf mm	

Maschinenraum	Etage	Länge des Rohrweges (mt)
---------------	-------	--------------------------

ELFO - KABINE

* Nur mit horizontalem Tableau

Material & Farben		Zubehörteile			
		Seite A	Seite B	Seite C	Seite D
Wände		<input type="checkbox"/> *	<input type="checkbox"/>	<input type="checkbox"/>	<input type="checkbox"/>
Profile		<input type="checkbox"/> *	<input type="checkbox"/>	<input type="checkbox"/>	<input type="checkbox"/>
Boden		ND	<input type="checkbox"/>	<input type="checkbox"/>	<input type="checkbox"/>
Handlauf		ND	<input type="checkbox"/>	<input type="checkbox"/>	<input type="checkbox"/>
Aussenverkleid.		ND	<input type="checkbox"/>	<input type="checkbox"/>	<input type="checkbox"/>
Dach	<input type="checkbox"/> Weiss A1 <input type="checkbox"/> Inox glänzend <input type="checkbox"/> Inox geschliffen	ND	<input type="checkbox"/>	<input type="checkbox"/>	<input type="checkbox"/>

Beleuchtung: Universal Dama Labirint LED Spots Dachverkleidung

Kabinendisplay: Icaro Dedalo Foto Lichtgitter ganze Wand Tableau horizontal

Vorbereitung für bauseitigen Bodenbelag	Dicke (mm)	Gewicht (Kg)
---	------------	--------------

(DATUM)

(VERKAEUFER)

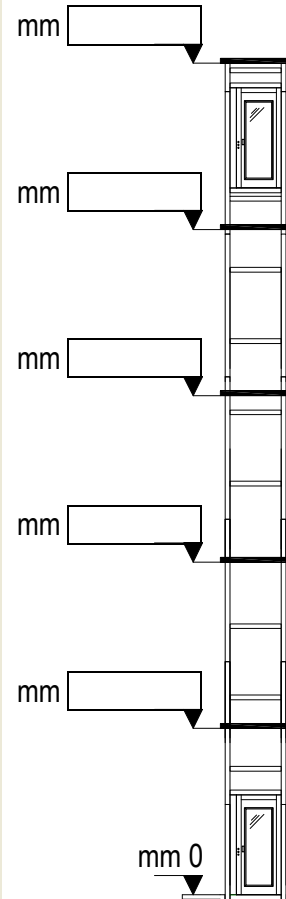
(KAEUFER)

ELFO - SCHACHTGERÜST

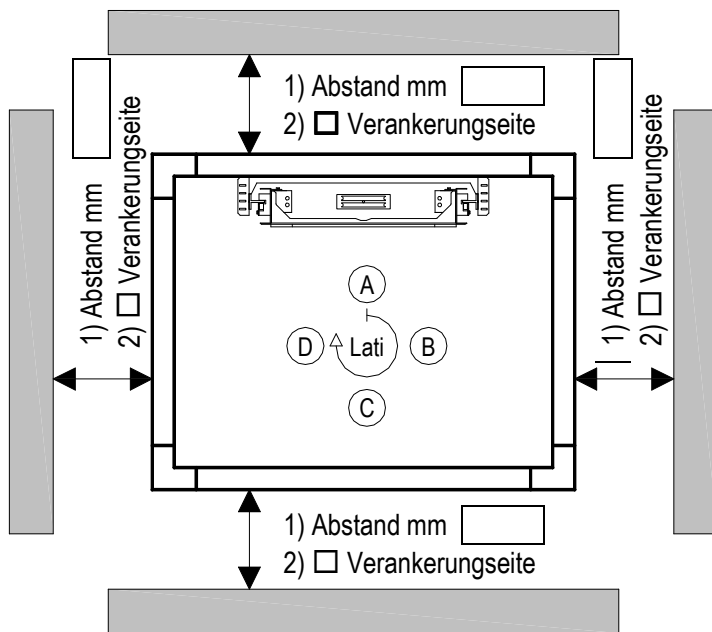
<input type="checkbox"/> Für Innenbereich
<input type="checkbox"/> Für Aussenbereich
<input type="checkbox"/> Berechnungsbericht
Material & Farben
<input type="checkbox"/> RAL lackiert <input type="text"/>
<input type="checkbox"/> Verzinkt
<input type="checkbox"/> Verzinkt RAL lackiert <input type="text"/>
<input type="checkbox"/> Hergestellt in Inox glänzend
<input type="checkbox"/> Hergestellt in Inox geschliffen
<input type="text"/>

Verkleidung	Seite A	Seite B	Seite C	Seite D
<input type="checkbox"/> Ausgeschlossen (Glasbefestigung inbegriffen)	<input type="checkbox"/>	<input type="checkbox"/>	<input type="checkbox"/>	<input type="checkbox"/>
<input type="checkbox"/> Blech	<input type="checkbox"/>	<input type="checkbox"/>	<input type="checkbox"/>	<input type="checkbox"/>
<input type="checkbox"/> Glas Visarm Durchsichtig	<input type="checkbox"/>	<input type="checkbox"/>	<input type="checkbox"/>	<input type="checkbox"/>
<input type="checkbox"/> Glas Visarm Rauchglas	<input type="checkbox"/>	<input type="checkbox"/>	<input type="checkbox"/>	<input type="checkbox"/>
<input type="checkbox"/> Glas Visarm Spiegelglas	<input type="checkbox"/>	<input type="checkbox"/>	<input type="checkbox"/>	<input type="checkbox"/>
<input type="checkbox"/> Glas Visarm Milchweiss	<input type="checkbox"/>	<input type="checkbox"/>	<input type="checkbox"/>	<input type="checkbox"/>
<input type="checkbox"/> Glas Visarm Geätzt	<input type="checkbox"/>	<input type="checkbox"/>	<input type="checkbox"/>	<input type="checkbox"/>
<input type="checkbox"/> Vetro Visarm Bronze	<input type="checkbox"/>	<input type="checkbox"/>	<input type="checkbox"/>	<input type="checkbox"/>

Schachtger. ab	Dach	Verankerungsringe
<input type="checkbox"/> Grube	<input type="checkbox"/> Aussen : hohe Seite	<input type="checkbox"/> Bauseitig
<input type="checkbox"/> Fertig FB	<input type="checkbox"/> Für Innen	<input type="checkbox"/> Tragkonsole
<input type="checkbox"/> Haltestelle	<input type="checkbox"/> Ausgeschlossen	<input type="checkbox"/> Ausgeschlossen

Befestigungsabstand der Ringe an Gebäude
 (Abstand max 3500 mm)


- 1) Abstand vom Gebäude an Schachtgerüst ist verbindlich.
 2) Die Verankerungsseiten des Schachtgerüsts angeben.


NOTE

(DATUM)

(VERKAEUFER)

(KAEUFER)

ELFO - TÜREN
KABINENTÜREN

Seite	Manuelle Falttüre	Automatische Falttüre	Teleskopisch 2 Flügel	Teleskopisch 3 Flügel	Ausstattung	H Türe
	<input type="checkbox"/>	<input type="checkbox"/>	<input type="checkbox"/>	<input type="checkbox"/>		
	<input type="checkbox"/>	<input type="checkbox"/>	<input type="checkbox"/>	<input type="checkbox"/>		

Bei geschlossenen Kabinentüren, funktioniert der Lift mit automatischer Steuerung. Bei fehlenden oder geöffneten Kabinentüren (manuelle Falttüre) funktioniert der Lift mit Totmannsteuerung (Taster während der Fahrt ständig gedrückt halten).

TELESKOPISCHE ETAGENTÜREN

Étage	Seite	Ausstattung	H Türe	H Rahmen	Flügelfarbe	Rahmenfarbe	DI	TA	PM	C1	C2
							<input type="checkbox"/>	<input type="checkbox"/>	<input type="checkbox"/>	<input type="checkbox"/>	<input type="checkbox"/>
							<input type="checkbox"/>	<input type="checkbox"/>	<input type="checkbox"/>	<input type="checkbox"/>	<input type="checkbox"/>
							<input type="checkbox"/>	<input type="checkbox"/>	<input type="checkbox"/>	<input type="checkbox"/>	<input type="checkbox"/>
							<input type="checkbox"/>	<input type="checkbox"/>	<input type="checkbox"/>	<input type="checkbox"/>	<input type="checkbox"/>
							<input type="checkbox"/>	<input type="checkbox"/>	<input type="checkbox"/>	<input type="checkbox"/>	<input type="checkbox"/>
							<input type="checkbox"/>	<input type="checkbox"/>	<input type="checkbox"/>	<input type="checkbox"/>	<input type="checkbox"/>

Accessoires: DI = Display ICARO TA = Access Keypad PM = Tableau an Wand C1 = Schlüssel fuer Etagentableau singl extraction C2 = double extraction

ETAGENDREHTÜREN


Étage	Seite	Ausstattung	Sch.	H Türe	H Rahmen	Fenster	Glas	Zubehör	DI	TA	PM	C1	C2	PE
									<input type="checkbox"/>	<input type="checkbox"/>	<input type="checkbox"/>	<input type="checkbox"/>	<input type="checkbox"/>	<input type="checkbox"/>
									<input type="checkbox"/>	<input type="checkbox"/>	<input type="checkbox"/>	<input type="checkbox"/>	<input type="checkbox"/>	<input type="checkbox"/>
									<input type="checkbox"/>	<input type="checkbox"/>	<input type="checkbox"/>	<input type="checkbox"/>	<input type="checkbox"/>	<input type="checkbox"/>
									<input type="checkbox"/>	<input type="checkbox"/>	<input type="checkbox"/>	<input type="checkbox"/>	<input type="checkbox"/>	<input type="checkbox"/>
									<input type="checkbox"/>	<input type="checkbox"/>	<input type="checkbox"/>	<input type="checkbox"/>	<input type="checkbox"/>	<input type="checkbox"/>
									<input type="checkbox"/>	<input type="checkbox"/>	<input type="checkbox"/>	<input type="checkbox"/>	<input type="checkbox"/>	<input type="checkbox"/>

Zubehör = Verriegelung CISA o DMG o EP Matic o EP Matic mit Fernsteuerung DI = Display ICARO TA = Access Keypad PM = Tableau an Wand C1 = Schlüssel fuer Etagentableau singl extraction C2 = double extraction PE = Verriegelung und Tableau für Aussen

 (DATUM)

 (VERKAUFER)

 (KAEUFER)


ELFO - ZUBEHÖR
IN LIEFERUNG EINGESCHLOSSEN

Telefon (Leitung bauseitig)	Lichtgitter Eingänge (ausgeschlossen bei automatischer Falttüre)	Notabsenkung mit Öffnung der automatischen Türen (wo vorhanden)
Pressostat für Übergewichtskontrolle	Öl für Erstbefüllung	Entwurfszeichnungen
Handpumpe	Verpackung	Akustische Alarmgeber
Steuerschrank	Notaus-Taster	Kabinenschwellen in Edelstahl oder Aluminium

ANDERES ZUBEHÖR

<input type="checkbox"/> Stromversorgung Motor 400 Volt	<input type="checkbox"/> Zylinder in zwei Teilen	<input type="checkbox"/> Akustisches Signal Ankunft an Etage
<input type="checkbox"/> Schrank in Kunststoffblech Nachtblau	<input type="checkbox"/> Schalter für Schaltschrank	<input type="checkbox"/> Ölwanne
<input type="checkbox"/> Schrank in Inox glänzend	<input type="checkbox"/> Hydraulik Aggregat mit 2 Geschwindigkeiten auf Elfo 300 kg	<input type="checkbox"/> mechanischer Teil in RAL 9005 schwarz
<input type="checkbox"/> Schrank in Inox geschliffen	<input type="checkbox"/> Grossflächentaster 50 X 50 in Inox geschliffen	<input type="checkbox"/> Beleuchtung in Schacht
<input type="checkbox"/> Gegensprechanlage	<input type="checkbox"/> Etagentaster in Braille	<input type="checkbox"/> Schalttafel
<input type="checkbox"/> Gegensprechanlage und Telefon in Kabine	<input type="checkbox"/> Automatische zeitgesteuerte Senkfahrt an unterste Etage	<input type="checkbox"/> Türhandgriff Caspim
<input type="checkbox"/> Telefonwählgerät	<input type="checkbox"/> Ölheizung	<input type="checkbox"/> Schlüssel für Kabinentableau single extraction
<input type="checkbox"/> Telefonwählgerät mit GSM	<input type="checkbox"/> Anti-Intrusionsystem an unterste Etage	<input type="checkbox"/> Schlüssel für Kabinentableau double extraction
<input type="checkbox"/> Schienen 2,5 mt	<input type="checkbox"/> Anti-Intrusionsystem an unterste Etage + Ölheizung	<input type="checkbox"/> Zahlentastatur in Kabine
<input type="checkbox"/> [] Selbsthaltung		

NOTE	
-------------	--

Gültig für Produktion Für die Kontrolle

 (DATUM)

 (VERKAUFER)

 (KAEUFER)

**TERMS & GENERAL CONDITIONS OF SALE****1) Contracting parties**

This contract (hereinafter known as Purchase Order) is concluded between the buyer (referred to below as "BUYER") and the E.P. srl company designated in the order (referred to below as "SELLER"). Together, the Buyer and the Seller are designated as the "contracting parties".

2) Quotations

Unless otherwise stated on Seller's quotation form, the price and terms quoted in the quotation are subject to acceptance by the Buyer for a period of 60 days from the date thereof.

In the event that an order should be produced after 6 months from the signing date of the contract for reasons not attributable to E.P., E.P. reserves the right to modify the original price with the current price from the E.P.'s price list at the moment of the put into production.

3) Entire agreement

This Agreement constitutes the entire understanding between the parties regarding the subject matter hereof and may not be modified by any terms on Buyer's purchase order, acknowledgement or any other document, regardless of when provided to Seller.

Alternate terms and conditions or similar documents submitted by either party shall not apply, save where agreed in writing by the contracting parties and signed in confirmation thereof.

The closure of this contract is to be considered done only after E.P. accepts (confirms) the order. All the orders are effective for the Seller and the Buyer only if written in this form.

E.P. has developed each of its Products to be used in normal conditions of temperature, moisture, dirt, and not to be exposed to corrosive matter and located far away from places with a high risk of explosion.

4) Cancellation

E.P. reserves the right to cancel this contract at any time by previous notification to the Buyer and without having to pay any kind of indemnification but the restitution of eventual advance payments.

5) Penal clause

In case the Buyer, after the subscription contract, recedes the latter, E.P. has the right to ask:

-The quantity equal to the 50% of the purchase price as a compensation in the event the recede from this contract takes place before the put into production of the product.

-The quantity equal to the 100% of the purchase price in the event the product has been already produced or put into production.

Subject without prejudice to claims for further loss.

6) Modifications

E.P. reserves the right to modify the Products during the design and implementation phase if this is retained appropriate but without modifying any of its overall normal functions. The data shown on the brochure and on this contract are indicative and could undergo variations which will be notified to the Buyer when the project design is sent.

7) Delivery

All material is sold with the ex-factory modality (no transportation included), the Buyer has to bear all costs and risks involved in the taking and transportation process of the product from the Seller premises.

8) Warranty

The warranty should be valid for a period of twelve (12) months from the delivery date of the material. The warranty does not cover defects for natural reasons of usage, damage or defect caused by or occurring in transit or shipment, improper installations, misuse, vandalism, or abuse, exposure to or use in abnormal conditions of temperature, moisture, dirt, corrosive matter, etc., neglect lack of normal maintenance or repairs, modifications or any other cause beyond our control.

Any visible damaged or missing material must be indicated at the time of delivery or no later than three months after the material has been shipped, past this deadline, the material can be supplied by the Seller to the Buyer only after payment of the latter one.

9) Payment

All payments must be made within the time limit agreed in this contract to E.P. Elevatori Premontati srl, Via Querceto 27, Prato, Italy. Payments can not be suspended for any reason. Seller reserves the right to discontinue work if not paid when payment is due and this also implies charging of overdue interests provided by art. 5 DPR 231/02.

10) Registered office and competent court

The registered office of E.P. is on Via Querceto 27, Prato, Italy. In the event of disputes arising out of, or in connection with, this contract or with these terms and conditions of purchase, the contracting parties hereby declare that the court at the place where E.P. has its registered office shall have sole jurisdiction and this is on the city of Prato.

11) Consent for personal data processing

With the compilation of this contract, the Buyer agrees according to art.13 D.lgs 196/03 to the processing and disclosure of personal data to perform the objectives relating administration management – including disclosure and accounting records, contractual relations and the fulfilment of obligations as required by law, rules or normative conditions.

(ON DATE)

(THE SELLER)

(THE BUYER—with power to sign)

The undersigned Buyer declares of having received a copy of this order, taken note of the signing date, having read and accepted all the conditions contained herein. Pursuant to and by effect of the articles. 1341 and 1342 c.c., declares of approving specifically the following clauses on the General Selling Terms and Conditions: 1) contracting parties, 2) quotations, 3) entire agreement, 4) cancellation, 5) penal clause 6) modifications, 7) delivery, 8) warranty, 9) payment, 10) registered office and competent court, 11) consent for personal data processing.

(ON DATE)

(THE SELLER)

(THE BUYER—with power to sign)